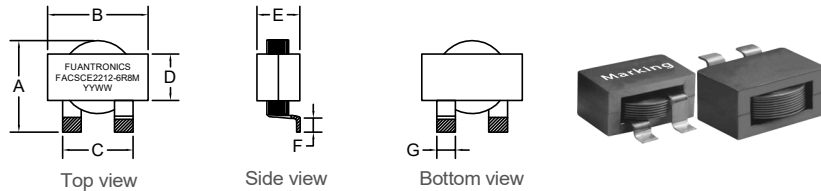


P/N: FACSCE2212-6R8M

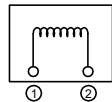


Outline Dimensions(Unit:mm)

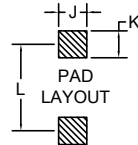


A	B	C	D	E	F	G
Max	±0.60	±0.50	±0.30	Max	±0.50	±0.20
22.5	22.6	14.5	14.0	12.0	2.50	4.50

Electronical Schematic



Suggested Pad layout



J	5.00 REF
K	6.00 REF
L	10.0 REF

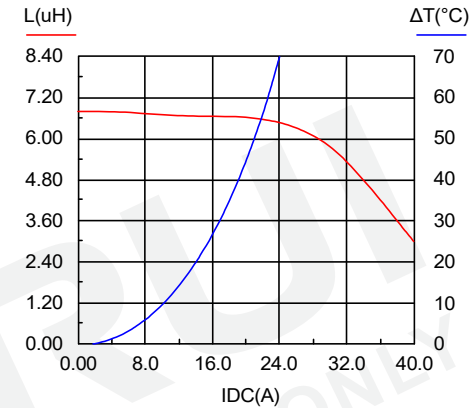
- ***Assemblage design, sturdy structure.
- ***Small volume, high current, low magnetic loss, low ESR, small parasitic capacitance.
- ***Closed magnetic circuit, ultra low buzz noise.
- ***Temperature rise current and saturation current is less influenced by environment.

Electrical Characteristics(@25°C)

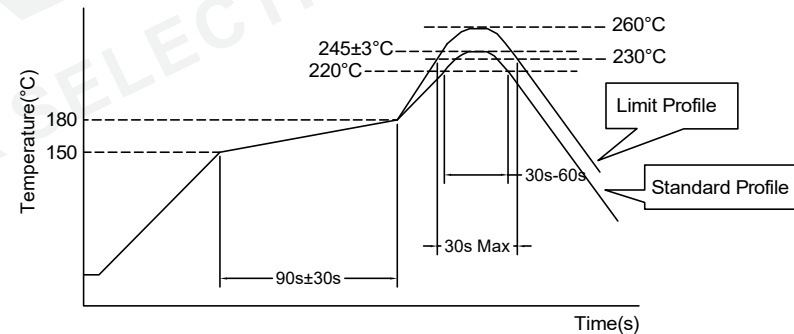
Inductance 100KHz,0.1V	DC Resistor	Saturated current 29A	Temperature rise current 19A
6.80uH±20%	4.80mΩ Max	L(29A)=80%*L0A Typ	T≤40°C Typ

- ***Saturation current: the actual value of DC current when the inductance decrease 20% of its initial value.
- ***Temperature rise current: the actual value of DC current when the temperature rise is ΔT40°C(Ta=25°C).
- ***Operating Temperature: -40°C~+125°C. (Temperature rise included)
- ***Storage Temperature: -40°C~+125°C.
- ***Storage Humidity:RH10%~70%.

Saturation current VS temperature rise current curve:



Recommended Soldering Temperature Graph.



	Standard Profile	Standard Profile
Pre-heating	150~180°C,90s±30s	
Heating	above 220°C,30s-60s	above 240°C,30s Max
Peak temperature	245°C±3°C	260°C,10s
Cycle of reflow	2 times	

REV	DESCRIPTION	APPD	DATE	Tianchang Fuan Electronic Co Ltd www.fuantronics.net TEL: +86-550-7814888 FAX: +86-550-7831133	 Tolerances unless otherwise specified: (.X)±0.50 (.XX)±0.25 Unit of measurement: mm	Make: Qiumei.Liu	DRAWING TITLE HIGH CURRENT POWER INDUCTORS Material Number: A342212XS060	Customer Name:
						Checked: Beson. zhan		Document/Rev: 00
				Approved: Anson. zhan	Specification Sheet: 1 of 1	Date of Recognition: Jan./02/2020		