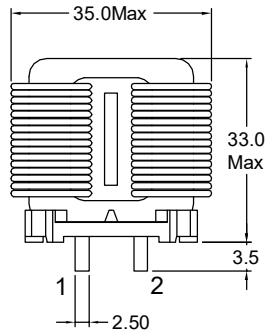
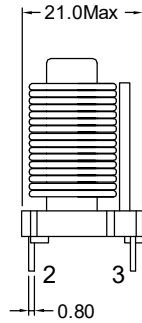


P/N: FACCF2826V-202Y14R0-P1

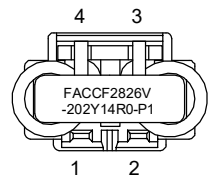
Outline Dimensions(Unit:mm)



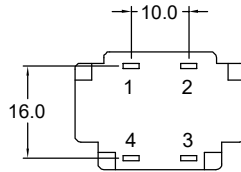
Orthographic view



Side view

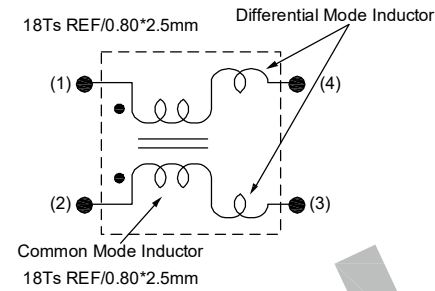


Top view

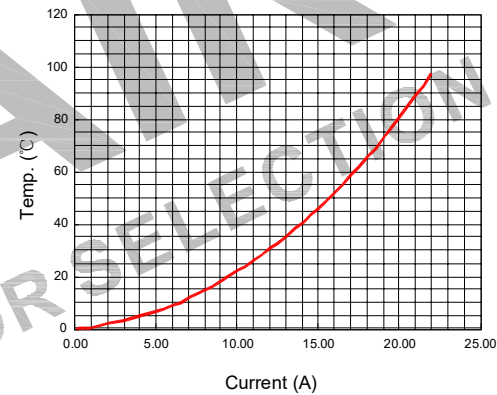


Bottom view

Electronical Schematic



Simulation test curve:



Electrical Characteristics(at 25°C)


Inductance : 2.0mH Min,at 1KHz,0.25V.
 Lstray: Lkg=22uH typ,at 1KHz,0.25V.
 Inductance balance : L1-L2= 150uH Max,at 1KHz,0.25V.
 D.C.Resistance: 10.0 mohms Max.
 Rated current: 14.0Amps.
 Turns Ratio : 1:1±0Ts,at 20KHz,1V.
 Hipot : Pri-Sec : 1500VAC/5mA/2Second.

List of UL Certificate:

Part Name	Mat'l Description	Supplier	UL Number
Bobbin	SQ2826/T375HF	Chang Chun Plastics Co Ltd	E59481
Copper wire	SFT-UEW-H	Ningbo Jintian New Material Co Ltd	E227047
Core	SQ2826-H7K	Shangdong HenRui Magnet Technology Co.,Ltd	N/A
Epoxy	YZ-HC-1401C	YouZhi Electronic(DongGuan)Co.,Ltd	N/A
or Varnish	T4260LZ	Suzhou Taihu Electric Advanced Material Co., Ltd	E228349

***Weight:Approx 54.0g.

Tianchang Fuan Electronic Co Ltd
 www.fuantronics.net
 TEL: +86-550-7814888
 FAX: +86-550-7831133



Tolerances unless otherwise specified:
 (.X)±0.50 (.XX)±0.25
 Unit of measurement: mm

Make: *Jinle*
 Checked: *BenSon*
 Approved: *AnSan*

DRAWING TITLE
 CCF2826V Current-compensated
 frame core double chokes

Material Number:

Customer P/N:
 Document/Rev: 2207426/00
 Specification Sheet: 1 of 1
 Date of Recognition: July./23/2022

REV	DESCRIPTION	APPD	DATE